



The Seven Steps to Earthquake Safety



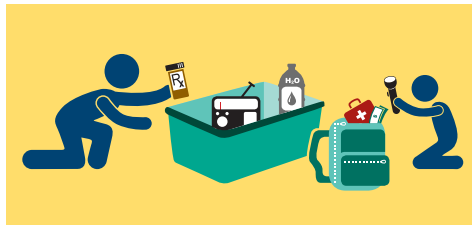
1. Secure Your Space

Secure your space by identifying hazards and securing moveable items.



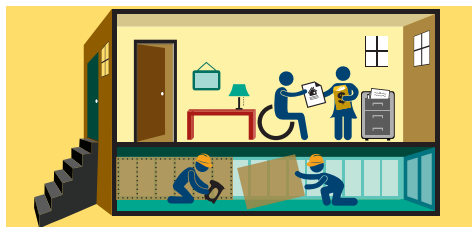
2. Plan to be Safe

Plan to be safe by creating a disaster plan and deciding how you will communicate in an emergency.



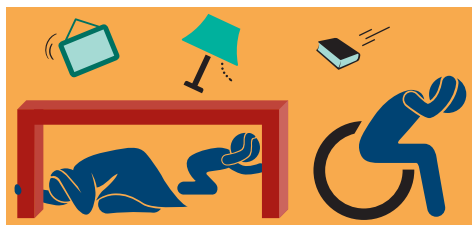
3. Organize Disaster Supplies

Organize disaster supplies in convenient locations.



4. Minimize Financial Hardship

Minimize financial hardship by organizing important documents, strengthening your property, and considering insurance.



5. Drop, Cover, and Hold On

Drop, cover, and hold on when the earth shakes.



6. Improve Safety

Improve safety after earthquakes by evacuating if necessary, helping the injured, and preventing further damage.



7. Reconnect and Restore

Restore daily life by reconnecting with others, repairing damage, and rebuilding community.

